


SEGA
GENESIS
32-BIT CARTRIDGE

RBI '93 BASEBALL

INSTRUCTION MANUAL



© MLBPA



TENGEN

WARNING:

READ BEFORE USING YOUR SEGA VIDEO GAME SYSTEM

A very small percentage of individuals may experience epileptic seizures when exposed to certain light patterns or flashing lights. Exposure to certain patterns or backgrounds on a television screen or while playing video games may induce an epileptic seizure in these individuals. Certain conditions may induce undetected epileptic symptoms even in persons who have no history of prior seizures or epilepsy. If you, or anyone in your family, has an epileptic condition, consult your physician prior to playing. If you experience any of the following symptoms while playing a video game: dizziness, altered vision, eye or muscle twitches, loss of awareness, disorientation, any involuntary movement, or convulsions, IMMEDIATELY discontinue use and consult your physician before resuming play.

WARNING TO OWNERS OF PROJECTION TELEVISIONS

Still pictures or images may cause permanent picture-tube damage or mark the phosphor of the CRT. Avoid repeated or extended use of video games on Large-screen projection televisions.

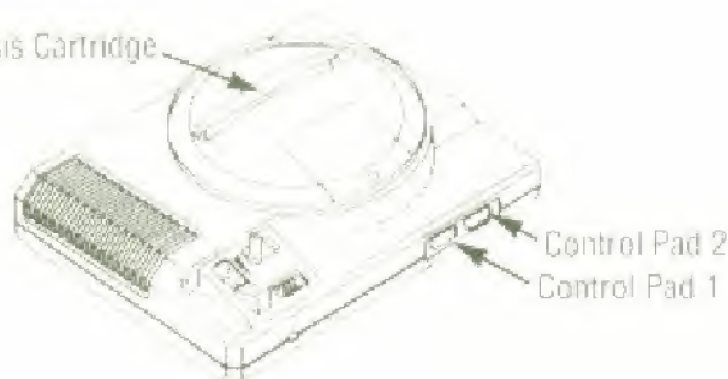


This official seal is your assurance that this product meets the highest quality standards of SEGA™. Buy games and accessories with care to be sure that they are compatible with the SEGA GENESIS™ SYSTEM.

AtariGuide

GETTING STARTED

Genesis Cartridge



1. A Genesis Controller should be plugged into the "Control 1" port on your Sega Genesis.
2. Make sure the power switch is OFF. Make sure there is no game cartridge in your Sega Genesis System and follow all Sega Genesis System directions to activate your Sega Genesis System.
3. To begin play, press the Start Button when the Title screen appears.

HANDLING YOUR SEGA CARTRIDGE

- The Sega Genesis Cartridge is intended for use exclusively with the Sega™ Genesis™ System.
- Handle it with care. Do not bend it, crush it or submerge it in liquids.
- Do not leave it in direct sunlight or near a radiator or other source of heat.
- Be sure to take an occasional recess during extended play, to rest yourself and the Sega Cartridge.

INTRODUCTION

Take on the pros!

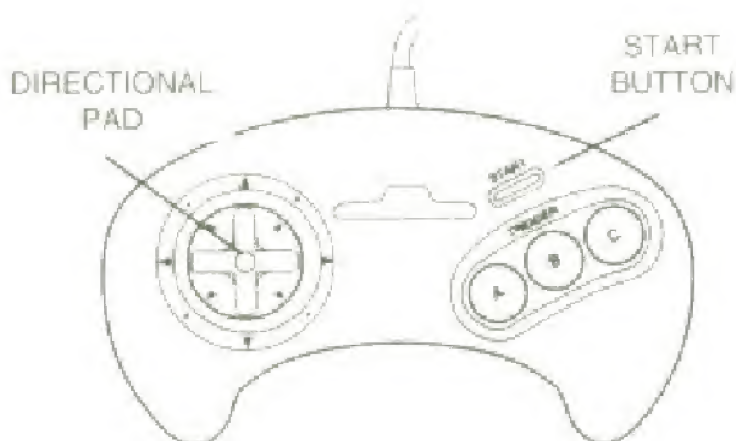
You've got nearly 700 real Major League Baseball Players from all 28 Big League rosters at your control—including the new Colorado and Florida expansion teams. And you can face them all on their turf—from Chicago's friendly confines to the Big Green Monster in Boston.

Step up to the plate as Kirby Puckett and sink a pearl in the K.C. waterworks or see what it feels like to stare down the barrel of a loaded cannon when Nolan Ryan lights up the radar at 100 MPH.

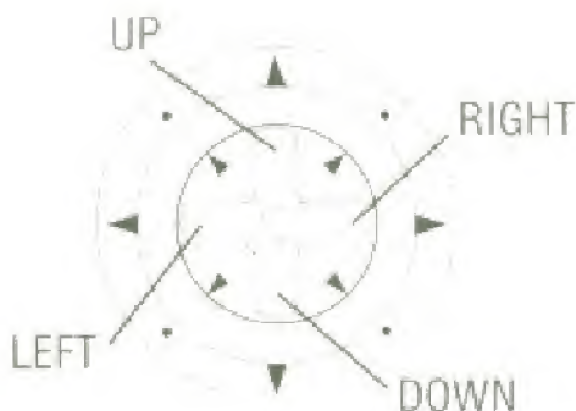
You can even create your own Dream Team or make trades—how would Canseco look in Florida teal? You can replay classic baseball moments with the Game Breakers module and rosters of every division champ since 1984 or swing for the fences as your favorite big bat in Homerun Derby. You can even warm up your gloves in Defense Practice mode.

With R.B.I. Baseball '93, it's a whole new ball game.

CONTROL PAD



This manual refers to the following directions:





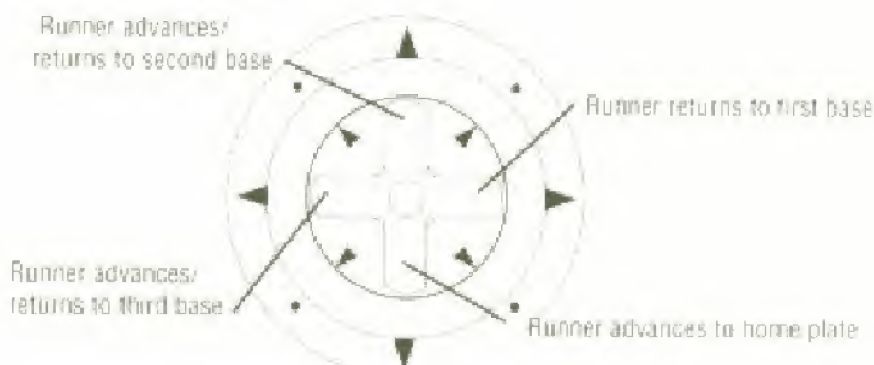
AT THE PLATE

TO ADJUST BATTER STANCE: Move the Directional Pad in desired direction.

TO SWING BAT: Press and hold the A Button for a complete swing.

TO BUNT: Press the C Button. Press the C Button again to return the bat to the ready position.

BASE RUNNING



TO ADVANCE TO NEXT BASE: Choose your destination with the Directional Pad and press the B Button.

TO RETURN TO PREVIOUS BASE: Choose your destination with the Directional Pad and press the C Button.

TO TAKE AN EXTRA LEAD: Your base runner automatically takes a small lead. To take an extra lead, hold the Directional Pad in the direction of the base you wish to move toward and tap the B Button.

TO CANCEL A LEAD OFF: Press the Directional Pad toward the base you wish to return to and press the B Button.

TO STEAL A BASE: As the pitcher gets set, press and hold the Directional Pad in the direction of the base you wish to run to, then press the B Button. When the ball is pitched, your runner will then take off to the next base.

GAME CONTROL

ON THE MOUND



TO POSITION PITCHER ON MOUND: Press the Directional Pad LEFT or RIGHT to desired location.

TO THROW A NORMAL SPEED PITCH: Do not press Directional Pad, just Press the A Button

TO THROW A KNUCKLEBALL OR SLOW PITCH: Press and hold the Directional Pad UP. Then press the A Button

TO THROW A FASTBALL: Press the Directional Pad DOWN. Then press the A Button

TO CONTROL THE BALL: Move the Directional Pad UP, DOWN, LEFT or RIGHT after pitch is thrown.

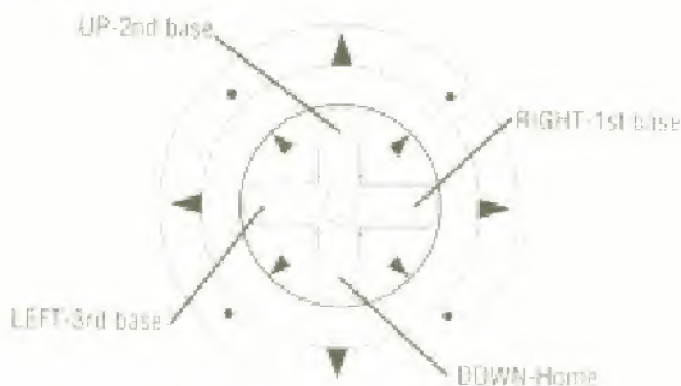
TO ATTEMPT A PICK OFF: Using the Directional Pad, select the base you wish to make the play to and press the B Button

TO THROW A SPITBALL: Hold down the C Button and press the A Button to pitch. A spitball looks like a normal pitch, but drops just before it crosses the plate. The spitball is considered an illegal pitch and should only be used in important situations. The first time your pitcher is caught, he will receive a warning, the second time he will be ejected

TO THROW A PITCH-OUT: Move the pitcher to the side of the mound, continue to hold the Directional Pad in that position, hold down the C Button, then pitch the ball. A pitch out is as fast as a fastball, but only uses the stamina of a normal speed pitch



FIELDING THE BALL



TO THROW TO FIRST BASE: Press the A Button.

TO THROW TO ANY BASE: Press the Directional Pad in the direction of the base you wish to throw the ball, and press the A Button.


TO RIFLE BALL TO ANY BASE: Press the Directional Pad in the direction of the base you wish to throw and press the A Button simultaneously.

TO RUN TO A BASE: Press the Directional Pad in the direction of the base you wish to run and Press the B Button. When no base is selected, the fielder will automatically run to first base.

TO DIVE: When the ball is hit, press the Directional Pad in the direction of the ball and press the B Button.

TO JUMP: Press the C Button.

NOTE: The pitcher cannot jump or dive.



MAIN GAME MENU



From the Title screen, press the Start Button to reach the Main Game Menu. To make a selection in the Main Game Menu, move the Directional Pad Up or Down to position the ball next to the desired selection and press either the A Button to cycle forward through the various option choices under that selection, or the B Button to cycle backward. Once you've made all your game selections and play adjustments, press the START Button to begin play.

At the Main Game Menu you can select from the following options

Game Type

The following is a list of the various game types in RBI '93:

- **Play Ball** - Select from your favorite teams and take part in either a single game or game series against a particular team. You can also choose to test your record against all the teams in the League.
- **Home Run Derby** - Swing for the fences as your favorite big bat in a 20-pitch home run contest.
- **Game Breakers**
Take part in any of 17 white-knuckled game breaking situations.



- **Create Teams**

This option allows you to create your own Dream Team using any of the players in the cartridge—including Division winners since 1984.

- **Sound Test**

This option lets you sample the 56-track library of game music and sound effects. To sample, use the Directional Pad to cycle through the tracks and press the A Button to hear that selection. To advance to the next track, press the B Button to stop the sound and repeat above procedure. Press the START Button to return to the Main Game Menu.

- **Stadium Tour**

Use the Directional Pad to view each team's home park—from home plate to the bleachers.

- **View Teams**

View all the team rosters in the game by moving the Directional Pad LEFT or RIGHT. Press the A Button to see the pitchers. (See page 17 for abbreviation descriptions)

- **Defense Practice** - Take to the field and hone your defensive skills by shagging flies, grounders and line-drives

Series Type

Choose to play a single game only, take part in a Best of Seven series against an individual team, take on an entire Division game-by-game, or go up against every team in the League.

After completing a 2-player game in Best of Seven series, or a 1-player game in either Division or League modes, you will be given a password. The password allows you to continue play in that series at a later date. (For more information on Passwords see page 8)



Players

The following is a list of the various play modes in the game:

- **Human vs. Comp** - Take on the computer as the visiting team in a 1-player game.
- **Comp vs. Human** - Take on the computer as the home team in a 1-player game.
- **Human vs. Human** - Take on a buddy in a 2-player game.
- **Comp vs. Comp** - Pick the teams and sit back and watch the computer play.

Difficulty

The following is a list of the various difficulty settings in the game:

- **Easy** - after the ball is hit, an "X" will appear in the field to show where the ball is going to land. Computer defense speed: slow. Computer batter is not selective when choosing to swing at a pitch.
- **Medium** - no "X" in field. Computer defense speed: normal. Computer batter is more selective at the plate.
- **Hard** - no "X" in field. Computer defense speed: fast. Computer batter is very selective at the plate.

Music

Select whether you'd like to play with the background music on, or off.

Password

Use this option to play with a password. To enter your password, at the password screen, move the Directional Pad LEFT or RIGHT to position the ball under the desired letter space, then press the Directional Pad UP or DOWN to cycle through the password symbols. Once you've made your symbol selection, repeat this procedure until you've entered your entire password, then press the START BUTTON.



Defense Mode

Use the following settings to adjust your defense control.

- **Computer assisted** - the computer controls the fielding of the defensive player closest to the ball. As soon as you see your player appear on screen you can override the computer assist if you wish.
- **Manual** - You control all your defensive players
- **Automatic** - The computer controls the fielding of all your defensive players. To regain control of a player, hold down the A Button as you move him.

NOTE: In all modes you must throw the ball for yourself.



TEAM SELECTION

You can select your teams from any of the 28 '92 rosters, the All Star lineups from '89 to '92, or the Division Champs from '84 to '92. Use the Directional Pad to move the cursor next to the team lineup you wish to play with, then press the A Button to enter that selection. Repeat this procedure to select the opposing team.

SELECTING YOUR STARTING PITCHER

To select a pitcher, position the cursor next to your desired selection and press the A Button to enter your pitching choice. **NOTE:** You can use up to 5 pitchers per game: 1 starter and 4 relievers, or 2 starters and 3 relievers. The first 4 pitchers on your roster are the starters, and any starting pitcher can only appear in every other game in a series.

SELECTING YOUR STARTING LINEUP

You can adjust your lineup before each game. Begin by moving the cursor to the player you wish to reposition, then press the B Button to shade that player. Next, move the cursor to the position you wish to put the shaded player, and press the B Button again. That player will then automatically switch positions with the player currently occupying that roster spot. Repeat this procedure until you've completed your new order.

To view player stats, press the C Button. To accept the current lineup as it stands, or enter your new lineup, press the A Button.

To begin play, press the START Button at the Scoreboard Screen.

CALLING TIME-OUT

BATTER TIME-OUT OPTIONS



When your batter steps up to the plate press the START Button to pause the game and call up the Time-Out Menu. To make a selection on the Time-Out Screen, position the cursor next to any of the following options and press the A Button to enter your selection.

Substitutions (SUB):

Use this selection to replace a batter or base runner. To make a substitution, move the cursor to the player you wish to bring in from the "Bench" and once his name appears under the word "with" (located at the top right of the screen), press the A Button and the substitution will be made.

Scoreboard (Score)

Use this option to view the scoreboard.

NOTE: To forfeit a game, go to the scoreboard, hold the C Button, and press the A and B Buttons simultaneously

Switch Hit (Sw. Hit)

Use this option to switch to a left, or right handed batter. This option only works with batters who are designated switch hitters



Replay

Use this option to review the last play.

Movies

Let's you view all the animation scenes in the action windows.

Music

Use this option to play with the background music on or off

Time-in

Select this option to continue gameplay or press START.

PITCHER TIME-OUT OPTIONS

Before your pitcher goes into his wind-up, press the START Button to pause gameplay and bring up the Time-Out Options screen. This screen operates the same as in Batter Time-Out Options, but with one additional option.

- **New Pitcher (Relief)** - Move the cursor to the relief pitcher you wish to use and press the A Button to make the substitution and continue gameplay.

HOMERUN DERBY



To begin the Derby, you must first select your team, and then your batter. To select your batter, use the Directional Pad to highlight a player and press the A Button to enter your selection and begin play. To adjust the speed of the pitch, press the Directional Pad LEFT or RIGHT. Score 3 home runs for a bronze trophy, 5 for a silver, 8 for a gold, and 11 or more for a special prize.

NOTE: In a 2-player Homerun Derby, both batters swing in player one's home park.

GAME BREAKERS



To make a play selection in Game Breakers, choose your teams and you will be taken to the Game Breakers screen. Now use the Directional Pad to position the cursor beside one of the 17 Game Breakers situations and press the A Button to enter your selection. Note: Before you can begin play, you will also be asked to select a pitcher.

NOTE: In Game Breakers your password is updated only when you win a game.

CREATE TEAMS/ MAKE TRADES



To create your own Dream Team, choose your teams and you will be taken to the "Select Your Pitchers" screen. The left side of the screen shows your current bullpen, the right displays the bullpen of the team you wish to select players from.

To cycle through the various team bullpens, press the Directional Pad LEFT or RIGHT. To make a pitcher selection, position the cursor next to the pitcher you want and press the A Button. Now reposition the cursor next to the player on your current roster you wish to replace and press the A Button again to add the new pitcher to your team. Repeat this procedure until you've filled your pitching staff. Use same procedure for the opposing team.

Once you've built your bullpen, press the START Button and you will be taken to the Select Your Lineup screen. Use the procedure described above to fill the rest of your roster with your favorite bunch of big bats and gold gloves.



GAME TIPS

Pitching

Starting pitchers have more stamina than relievers. Keep an eye on your pitcher—when he begins to get tired he will start to breathe hard, his MPH will drop and you will have trouble controlling the direction of the pitch. The fastball and sinker use more stamina than normal pitches.

Batting

Do not stand still in the batter's box. Try to fool the pitcher as to where you will be when the ball is thrown.

With all players, you can cock their bats back for a quicker, shorter swing. To do this, tap the A Button once. Be aware that you sacrifice power in favor of contact using this technique.

Although you can't fully control the hitting of fly balls or grounders, you can better your chances of getting such a hit by pressing the Directional Pad UP to swing for a grounder, or DOWN to swing for a fly.

General

If you replace a fielder with a player who is not from the same position, he will make more errors than a player better suited for that position.

When you throw or run with the ball, choose the desired direction with the Directional Pad, then press the A or B Button. Do not select a direction, let go, then press the A or B Button. You must hold down the Directional Pad arrow until after the button is pressed.

READING THE VIEW TEAMS SCREEN

The following is a list of abbreviations/definitions found in the View Teams Screen:

BATTERS

- Avg:** **Batting Average.** This number does not change.
- HR:** **Home Runs.** This number will increase with each home run hit during a single game, then changes back to the original number at the start of each game.
- H:** **Hand.** (R, L, or S /Right, Left, or Switch hitter)
- P:** **Position the Field.**
- SP:** **Speed.** Range is 3-20.
- Con:** **Contact.** The ability to make contact with the ball. Range is 50-90.
- Pwr:** **Power.** How hard the ball is hit. Range is 10-92.
- C:** **Skin Color.** (light or dark)
- S:** **Stance.** (regular, power or fast) Range is R, P, or S.

PITCHERS

- Hand:** **Pitching Hand.** (right or left)
- ERA:** **Earned Run Average.**
- D:** **Decline.** The ability to throw the sinker or knuckleball pitch. Range is 2-14.
- S:** **Strong Curve.** The ability to curve the ball across his body. Range is 4-15
- W:** **Weak Curve.** The ability to curve the ball against his body. Range is 2-12
- SL:** **Slow Pitch Speed.**
- ME:** **Medium Pitch Speed.**
- FA:** **Fast Pitch Speed.**
- C:** **Skin Color.** (light or dark)

At the time RBI '93 was produced, a tragic accident took the lives of Cleveland Indians pitchers Tim Lincecum and Steve Olm. Condolences to their families, teammates and fans.

BALTIMORE

CALIFORNIA

CHICAGO (NATIONAL)

ATLANTA

| BATTER | hand | speed | avg | hr | BATTER | hand | speed | avg | hr | BATTER | hand | speed | avg | hr |
|-----------|------|-------|-----|----|-----------|------|-------|-----|----|-----------|------|-------|-----|----|
| Anderson | L | 16 | 271 | 21 | Polanco | L | 17 | 286 | 0 | Sosa | R | 11 | 260 | 8 |
| Huett | R | 8 | 289 | 7 | Solo | R | 8 | 272 | 3 | Grace | L | 9 | 307 | 9 |
| Holles | R | 7 | 274 | 20 | Gutis | R | 16 | 259 | 10 | Dawson | R | 7 | 277 | 23 |
| Dewezelus | R | 11 | 276 | 24 | Baeth | R | 6 | 226 | 12 | Sundberg | R | 12 | 304 | 28 |
| Grone | R | 7 | 300 | 17 | Fano | S | 8 | 246 | 9 | Wilkins | L | 9 | 270 | 8 |
| C. Ripken | R | 8 | 281 | 14 | Pitropoli | R | 7 | 212 | 5 | Bucshaus | R | 6 | 261 | 9 |
| G. Davis | R | 6 | 275 | 13 | Brooks | R | 6 | 216 | 8 | May | L | 8 | 274 | 9 |
| Martinez | L | 7 | 266 | 5 | Garzales | R | 7 | 227 | 7 | Salazar | R | 6 | 208 | 5 |
| Milgram | R | 5 | 245 | 11 | Stevens | L | 6 | 221 | 7 | Dunlap | L | 6 | 243 | 6 |
| Tuckey | R | 6 | 240 | 5 | Trigley | R | 6 | 197 | 3 | Smith | L | 9 | 270 | 8 |
| Dreble | L | 7 | 280 | 4 | Hayes | L | 8 | 275 | 4 | Grater | R | 8 | 205 | 5 |
| B. Ripken | R | 6 | 230 | 4 | Diazmaria | R | 8 | 244 | 3 | Santmyr | R | 8 | 251 | 1 |
| Sandberg | S | 6 | 233 | 1 | Facley | R | 10 | 258 | 3 | Vicariano | S | 7 | 225 | 1 |
| Morgan | S | 10 | 246 | 0 | Dave | L | 6 | 250 | 0 | Dobrenka | S | 8 | 255 | 0 |

| PITCHER | hand | era | PITCHER | hand | era | PITCHER | hand | era |
|-----------|------|------|------------|------|------|-------------|------|------|
| Morgan | R | 2.54 | Appelt | L | 2.77 | Maddux | R | 2.78 |
| Lefferts | L | 3.02 | Ranspation | L | 3.66 | Morgan | R | 2.54 |
| Melchior | R | 4.30 | Vukob | R | 3.75 | Castillo | R | 3.49 |
| Subera | R | 4.47 | Lutley | L | 3.86 | Bohse | R | 5.01 |
| Olson | R | 2.91 | Hegarty | R | 2.53 | Harkey | R | 1.89 |
| Fitchman | R | 2.45 | Gagne | F | 3.59 | Scarlata | R | 2.89 |
| Morgan | R | 2.67 | Frey | L | 3.57 | Robinson | R | 3.00 |
| S. Ripken | R | 2.43 | Lewis | R | 3.99 | McElroy | L | 3.55 |
| Proctor | L | 3.83 | Aljeyson | R | 1.74 | Assanourian | L | 4.08 |
| Morgan | R | 5.94 | Carr | R | 5.17 | Ballinger | R | 4.00 |

BOSTON

CHICAGO (AMERICAN)

FLORIDA

CINCINNATI

| BATTER | hand | speed | avg | hr | BATTER | hand | speed | avg | hr | BATTER | hand | speed | avg | hr |
|------------|------|-------|-----|----|------------|------|-------|-----|----|-------------|------|-------|-----|----|
| Boyes | L | 8 | 259 | 7 | Raines | S | 17 | 294 | 7 | Care | S | 20 | 288 | 4 |
| Zabor | H | 7 | 276 | 3 | Johnson | L | 17 | 219 | 3 | Garbrie | S | 6 | 263 | 4 |
| Mauglin | L | 7 | 234 | 13 | Thomas | R | 8 | 323 | 24 | Comite | R | 8 | 293 | 20 |
| Brumovsky | R | 8 | 285 | 15 | Bell | R | 8 | 255 | 25 | NW Outfield | L | 11 | 274 | 26 |
| Parlier | L | 6 | 245 | 7 | Ventura | L | 7 | 282 | 16 | Natal | R | 7 | 297 | 12 |
| Couper | L | 6 | 275 | 5 | Kaplanovic | R | 8 | 237 | 13 | Scott | R | 5 | 242 | 12 |
| Clack | R | 8 | 270 | 5 | PlasOut | L | 6 | 211 | 6 | Dommes | L | 9 | 263 | 5 |
| Flannery | R | 5 | 197 | 0 | Sax | R | 14 | 236 | 4 | AA Third | R | 10 | 281 | 5 |
| Flushing | R | 5 | 231 | 3 | Fred | R | 7 | 229 | 3 | Faus | R | 8 | 261 | 10 |
| Reed | R | 7 | 247 | 3 | Gardner | R | 8 | 288 | 3 | DW Outfield | L | 11 | 260 | 10 |
| Reid | R | 7 | 241 | 1 | Behre | R | 6 | 191 | 1 | Falk | S | 8 | 245 | 9 |
| Hatch | R | 7 | 268 | 1 | Cong | S | 12 | 246 | 0 | Decker | R | 7 | 272 | 8 |
| Winnifield | L | 7 | 235 | 1 | Ames | R | 8 | 279 | 1 | JF Outfield | R | 13 | 259 | 3 |
| Rice | R | 8 | 215 | 0 | Hull | R | 7 | 209 | 8 | Wells | S | 7 | 213 | 0 |

| PITCHER | hand | era | PITCHER | hand | era | PITCHER | hand | era |
|---------|------|------|-----------|------|------|------------|------|------|
| Glavin | R | 2.45 | McDowell | R | 3.19 | JM Pitcher | R | 1.84 |
| Ward | L | 2.44 | McCaskill | R | 4.18 | Lewis | R | 3.55 |
| Olson | R | 4.06 | Fernandez | R | 4.26 | Armstrong | R | 4.95 |
| Hickety | L | 4.26 | Hilbard | L | 4.40 | Bower | R | 5.63 |
| Quinn | R | 3.10 | Hernandez | R | 1.65 | Corn | R | 1.36 |
| Fry | L | 2.43 | Laach | R | 1.95 | Quinnjann | R | 2.56 |
| Hugh | R | 3.50 | Hartnsky | L | 2.73 | Kirvey | R | 2.89 |
| Boyer | L | 3.41 | Hough | R | 1.93 | Carperlor | L | 2.97 |
| Day | R | 3.56 | Truham | R | 4.75 | Rapp | R | 3.37 |
| Reagan | R | 4.25 | Patt | R | 4.93 | Weather | R | 4.76 |

CLEVELAND

| BATTER | hand | speed | avg | hr | BATTER | hand | speed | avg | hr |
|----------|------|-------|-----|----|------------|------|-------|-----|----|
| Lofter | L | 20 | 285 | 5 | Jeffries | R | 11 | 285 | 10 |
| Whites | S | 11 | 284 | 4 | Malle | R | 11 | 284 | 4 |
| Barral | S | 9 | 282 | 20 | McKynolds | R | 7 | 275 | 10 |
| Belle | R | 8 | 265 | 24 | MacFarlane | L | 7 | 234 | 17 |
| Sprinkle | L | 7 | 263 | 18 | Joynt | L | 8 | 269 | 9 |
| Martins | R | 8 | 263 | 5 | Bren | L | 8 | 285 | 7 |
| Trouse | L | 7 | 265 | 2 | Kosloski | L | 8 | 248 | 2 |
| Austin | R | 8 | 261 | 2 | McFar | S | 11 | 221 | 4 |
| Hill | R | 8 | 245 | 18 | Wilkinson | L | 11 | 250 | 5 |
| Lewis | R | 5 | 264 | 5 | Lockmeyer | L | 9 | 268 | 2 |
| Jacobs | R | 7 | 261 | 8 | Dassy | R | 7 | 215 | 1 |
| Hewitt | S | 12 | 277 | 2 | Howard | S | 8 | 324 | 1 |
| Fryer | R | 7 | 250 | 0 | Thurman | R | 10 | 241 | 0 |
| Osby | R | 8 | 280 | 0 | Monie | L | 6 | 236 | 0 |

| PITCHER | hand | era | PITCHER | hand | era |
|-----------|------|------|------------|------|------|
| Nease | R | 2.90 | Appel | L | 2.30 |
| Cook | L | 3.00 | Reed | R | 3.50 |
| Moss | R | 4.50 | Chubb | R | 3.72 |
| Armstrong | R | 4.00 | Palumbo | R | 3.65 |
| Littles | L | 3.25 | Montgomery | R | 3.18 |
| Quinn | R | 2.14 | Shuffert | R | 2.60 |
| Payson | R | 2.54 | Megowan | R | 3.74 |
| Whitcomb | L | 3.07 | Gordon | R | 4.59 |
| Platte | R | 3.64 | Maguire | L | 3.94 |
| Nease | R | 4.53 | Bennicker | R | 3.98 |

KANSAS CITY

| BATTER | hand | speed | avg | hr | BATTER | hand | speed | avg | hr |
|-----------|------|-------|-----|----|-----------|------|-------|-----|----|
| Grooms | R | 20 | 278 | 11 | Deshields | L | 17 | 292 | 7 |
| Allen | R | 10 | 282 | 9 | Walker | L | 11 | 301 | 23 |
| Walker | L | 11 | 301 | 23 | Walker | R | 6 | 233 | 9 |
| Walker | R | 6 | 233 | 9 | Oswin | S | 8 | 280 | 7 |
| Oswin | S | 8 | 280 | 7 | Canfield | R | 7 | 241 | 6 |
| Canfield | R | 7 | 241 | 6 | Carne | R | 7 | 216 | 3 |
| Carne | R | 7 | 216 | 3 | Vanderhal | L | 7 | 239 | 4 |
| Vanderhal | L | 7 | 239 | 4 | Sullivan | R | 9 | 266 | 3 |
| Sullivan | R | 9 | 266 | 3 | Bordow | R | 2 | 302 | 2 |
| Bordow | R | 2 | 302 | 2 | Osborne | R | 8 | 264 | 2 |
| Osborne | R | 8 | 264 | 2 | Estche | L | 7 | 243 | 2 |
| Estche | L | 7 | 243 | 2 | Bardene | S | 8 | 232 | 1 |
| Bardene | S | 8 | 232 | 1 | | | | | |

| PITCHER | hand | era | PITCHER | hand | era |
|----------|------|------|----------|------|------|
| Martins | R | 2.41 | Hill | R | 2.66 |
| Hill | R | 2.66 | Nathans | L | 3.22 |
| Nathans | L | 3.22 | Gauger | R | 3.06 |
| Gauger | R | 3.06 | Higgs | R | 3.43 |
| Higgs | R | 3.43 | James | R | 3.41 |
| James | R | 3.41 | Favoni | L | 2.80 |
| Favoni | L | 2.80 | Westland | R | 2.97 |
| Westland | R | 2.97 | Barnes | L | 2.97 |
| Barnes | L | 2.97 | Sutton | L | 3.13 |
| Sutton | L | 3.13 | | | |

MONTREAL

| BATTER | hand | speed | avg | hr | BATTER | hand | speed | avg | hr |
|-----------|------|-------|-----|----|-----------|------|-------|-----|----|
| Young | R | 15 | 315 | 4 | Bichette | R | 11 | 285 | 5 |
| Bichette | R | 11 | 285 | 5 | Hayer | R | 8 | 236 | 19 |
| Hayer | R | 8 | 236 | 19 | Wedge | R | 6 | 289 | 16 |
| Wedge | R | 6 | 289 | 16 | Lasnik | R | 9 | 238 | 16 |
| Lasnik | R | 9 | 238 | 16 | RM Second | R | 9 | 248 | 12 |
| RM Second | R | 9 | 248 | 12 | Clark | R | 8 | 342 | 12 |
| Clark | R | 8 | 342 | 12 | Galaraga | R | 7 | 241 | 10 |
| Galaraga | R | 7 | 241 | 10 | Gashia | R | 9 | 302 | 7 |
| Gashia | R | 9 | 302 | 7 | PG Third | R | 3 | 339 | 3 |
| PG Third | R | 3 | 339 | 3 | Grank | R | 8 | 271 | 1 |
| Grank | R | 8 | 271 | 1 | Borland | R | 8 | 297 | 1 |
| Borland | R | 8 | 297 | 1 | Gole | L | 17 | 278 | 0 |
| Gole | L | 17 | 278 | 0 | | | | | |

| PITCHER | hand | era | PITCHER | hand | era |
|----------|------|------|----------|------|------|
| Nease | R | 2.04 | Henry | L | 4.04 |
| Henry | L | 4.04 | Hill | R | 5.07 |
| Hill | R | 5.07 | Adford | L | 5.51 |
| Adford | L | 5.51 | Reed | R | 3.10 |
| Reed | R | 3.10 | Holmes | R | 2.29 |
| Holmes | R | 2.29 | Stappery | R | 2.48 |
| Stappery | R | 2.48 | Raymond | R | 2.12 |
| Raymond | R | 2.12 | Blair | R | 3.31 |
| Blair | R | 3.31 | Jerry | R | 3.07 |
| Jerry | R | 3.07 | | | |

COLORADO

DETROIT

MINNESOTA

NEW YORK (NATIONAL)

HOUSTON

| BATTER | hand | speed | avg | hr | BATTER | hand | speed | avg | hr | BATTER | hand | speed | avg | hr | BATTER | hand | speed | avg | hr |
|-------------|------|-------|-----|----|-----------|------|-------|-----|----|-----------|------|-------|-----|----|-----------|------|-------|-----|----|
| Petro | S | 14 | 202 | 1 | Kadlubarh | R | 15 | 297 | 2 | Colombo | S | 13 | 273 | 2 | Finley | L | 17 | 292 | 3 |
| Phillips | S | 3 | 276 | 10 | Davis | R | 8 | 288 | 12 | Walker | S | 19 | 298 | 4 | Riggle | R | 15 | 277 | 6 |
| Over | R | 7 | 247 | 32 | Mack | R | 13 | 315 | 16 | Murray | S | 6 | 261 | 16 | Bogwell | R | 9 | 273 | 18 |
| Hedberg | R | 3 | 244 | 35 | Puckett | R | 11 | 324 | 19 | Rebola | S | 7 | 249 | 19 | Anthony | L | 7 | 239 | 19 |
| Hoffman | S | 5 | 238 | 32 | Hepke | L | 7 | 244 | 15 | Boston | L | 9 | 249 | 11 | Caminis | S | 8 | 294 | 13 |
| Fryman | R | 6 | 266 | 28 | Harper | R | 5 | 307 | 9 | Johnson | S | 11 | 222 | 7 | Incalupha | R | 7 | 266 | 11 |
| Whitaker | L | 9 | 228 | 14 | Gagne | R | 7 | 246 | 7 | Handley | S | 5 | 209 | 7 | Cobles | R | 7 | 173 | 2 |
| Livingstone | L | 3 | 282 | 4 | Leahy | R | 7 | 249 | 2 | Schofield | R | 8 | 205 | 4 | Guireno | R | 7 | 200 | 1 |
| Carson | R | 6 | 232 | 45 | Muniz | R | 7 | 210 | 19 | Bass | S | 11 | 269 | 9 | Gonzalez | L | 8 | 241 | 10 |
| Glandish | R | 6 | 264 | 7 | Carson | S | 7 | 246 | 6 | Magallon | L | 5 | 283 | 3 | Faunoyne | L | 6 | 222 | 5 |
| Barnes | R | 7 | 273 | 3 | Bush | L | 6 | 214 | 2 | O'Brien | R | 8 | 212 | 7 | Young | S | 12 | 164 | 9 |
| Caylor | S | 8 | 241 | 3 | Webster | R | 8 | 260 | 1 | Randolph | R | 8 | 252 | 2 | Hammes | R | 8 | 250 | 1 |
| Kocher | S | 6 | 257 | 2 | Hobbsel | R | 7 | 193 | 7 | Pierotti | R | 8 | 207 | 2 | Condaels | S | 7 | 213 | 1 |
| Barnes | L | 6 | 232 | 1 | Paganulo | L | 6 | 200 | 3 | Bullough | R | 7 | 240 | 1 | Servais | R | 5 | 239 | 0 |

| PITCHER | hand | era | PITCHER | hand | era | PITCHER | hand | era |
|----------|------|------|------------|------|------|----------|------|------|
| Leary | R | 4.18 | Fernandez | L | 2.73 | Harnisch | R | 3.70 |
| Conroy | R | 4.34 | Cone | R | 2.66 | Kyle | R | 3.96 |
| Trotter | L | 4.38 | Saunders | R | 3.59 | Henry | R | 4.71 |
| Curran | R | 5.20 | Gooden | R | 3.52 | J. Jones | R | 4.77 |
| Reid | R | 5.13 | Oranich | L | 3.64 | G. Jones | R | 1.85 |
| Murray | L | 3.00 | Imes | R | 2.86 | Hetzler | R | 3.11 |
| Emmons | R | 3.88 | Whitehurst | R | 1.80 | Boeve | R | 2.90 |
| Hughes | R | 3.94 | Young | R | 3.17 | Fordham | R | 2.66 |
| Hammond | R | 3.95 | Ginsel | R | 5.22 | Blair | R | 4.00 |
| Kirchard | R | 4.56 | Jones | R | 5.68 | Oliva | L | 4.63 |



MILWAUKEE

| BATTER | hand | speed | avg | hr |
|----------|------|-------|-----|----|
| Leslie | S | 18 | 290 | 3 |
| Hemilton | L | 16 | 298 | 5 |
| Melish | R | 14 | 320 | 12 |
| Maughn | R | 10 | 328 | 23 |
| Stubbis | L | 8 | 329 | 9 |
| Yount | R | 10 | 264 | 9 |
| Nissan | L | 7 | 232 | 4 |
| Seize | R | 9 | 340 | 5 |
| Bachle | R | 11 | 267 | 4 |
| Jaha | R | 12 | 226 | 2 |
| Summ | L | 9 | 252 | 4 |
| Reisen | R | 11 | 275 | 3 |
| McLain | R | 7 | 182 | 2 |
| Dunbar | L | 7 | 244 | 1 |

| PITCHER | hand | era |
|-----------|------|------|
| Vesey | R | 3.74 |
| Harling | R | 5.30 |
| Evans | R | 3.67 |
| Blyler | R | 4.57 |
| Leff | R | 1.29 |
| Allen | R | 1.85 |
| Fisher | R | 1.67 |
| Reese | L | 3.96 |
| Quinn | L | 3.23 |
| Henderson | R | 4.07 |

OAKLAND

| BATTER | hand | speed | avg | hr |
|------------|------|-------|-----|----|
| Henderson | R | 17 | 283 | 15 |
| Borick | R | 10 | 300 | 3 |
| Smyth | S | 11 | 279 | 17 |
| McGuire | R | 5 | 268 | 42 |
| Gaines | L | 7 | 252 | 16 |
| Starbuck | R | 7 | 279 | 17 |
| Landford | R | 7 | 267 | 7 |
| Bahrny | S | 8 | 297 | 3 |
| Beady | R | 6 | 290 | 3 |
| Evra | S | 8 | 238 | 3 |
| Blumenship | R | 11 | 211 | 3 |
| Duke | H | 6 | 220 | 2 |
| Watsco | H | 13 | 270 | 0 |
| Wells | S | 7 | 212 | 0 |

| PITCHER | hand | era |
|------------|------|------|
| Wash | R | 3.27 |
| Stump | R | 3.66 |
| Dunlop | R | 2.55 |
| Moore | R | 4.17 |
| Coner | R | 1.42 |
| Russell | R | 1.63 |
| Concepcion | R | 1.91 |
| Masaban | L | 2.49 |
| Parrett | R | 2.07 |
| Penney | L | 3.69 |

PHILADELPHIA

| BATTER | hand | speed | avg | hr |
|------------|------|-------|-----|----|
| Dykstra | L | 13 | 301 | 9 |
| Duncan | S | 12 | 287 | 8 |
| Bouton | L | 9 | 276 | 27 |
| Hollins | S | 8 | 270 | 27 |
| Frank | L | 8 | 323 | 10 |
| Chamberlin | R | 8 | 248 | 9 |
| Antara | S | 10 | 279 | 7 |
| Amant | R | 7 | 374 | 4 |
| Lake | R | 8 | 245 | 1 |
| Szymon | S | 5 | 178 | 2 |
| Masichon | L | 9 | 265 | 3 |
| Belj | S | 8 | 204 | 3 |
| Balgie | R | 8 | 256 | 1 |
| Jasper | S | 11 | 242 | 1 |

| PITCHER | hand | era |
|----------|------|------|
| Scullery | R | 2.38 |
| Munichro | L | 5.61 |
| O'Brien | R | 4.01 |
| Abbott | L | 5.13 |
| Stoche | L | 3.06 |
| Brewer | R | 3.07 |
| Synault | R | 2.12 |
| Shepherd | R | 3.27 |
| Hartke | R | 3.14 |
| Williams | L | 1.78 |

LOS ANGELES

| BATTER | hand | speed | avg | hr |
|------------|------|-------|-----|----|
| Baker | L | 17 | 307 | 3 |
| D'Herman | S | 12 | 260 | 1 |
| Strawberry | L | 7 | 237 | 5 |
| Karras | R | 7 | 257 | 20 |
| Webster | S | 10 | 267 | 6 |
| Hansen | L | 9 | 271 | 6 |
| Hernandez | R | 8 | 260 | 3 |
| Benninger | R | 8 | 235 | 4 |
| Garve | R | 11 | 225 | 8 |
| Shappard | R | 7 | 300 | 2 |
| Scott | L | 7 | 321 | 3 |
| Young | R | 8 | 243 | 1 |
| Santore | R | 7 | 307 | 0 |
| Harbo | L | 10 | 271 | 3 |

| PITCHER | hand | era |
|----------|------|------|
| Condit | R | 3.00 |
| Greco | H | 3.12 |
| Wright | L | 2.63 |
| Hershey | R | 3.67 |
| Havel | R | 1.84 |
| Galt | R | 2.45 |
| Carroll | L | 3.83 |
| McDonald | R | 4.00 |
| McDonald | R | 4.09 |
| Wilson | L | 1.79 |

NEW YORK (AMERICAN)

SEATTLE

PITTSBURGH

SAN DIEGO

| BATTER | hand | speed | avg | hr | BATTER | hand | speed | avg | hr | BATTER | hand | speed | avg | hr | BATTER | hand | speed | avg | hr |
|----------|------|-------|-----|----|------------|------|-------|-----|----|-----------|------|-------|-----|----|-----------|------|-------|-----|----|
| Kelly | R | 13 | 272 | 10 | Van Sledre | L | 13 | 354 | 14 | Lumantes | S | 12 | 375 | 4 | Tomlinson | R | 8 | 317 | 6 |
| Williams | S | 8 | 263 | 5 | Stauger | R | 8 | 345 | 4 | Gwynn | L | 6 | 330 | 30 | Shelton | R | 8 | 296 | 35 |
| Mikes | L | 5 | 274 | 22 | Kong | R | 7 | 303 | 14 | McCurry | L | 8 | 249 | 15 | Clark | R | 9 | 242 | 19 |
| Lanball | R | 7 | 266 | 25 | Ronds | L | 10 | 311 | 34 | Jackman | R | 11 | 249 | 15 | Santiago | R | 7 | 251 | 10 |
| Hayes | R | 8 | 257 | 18 | Bell | R | 8 | 264 | 9 | McClendon | R | 6 | 254 | 6 | Teuber | R | 6 | 254 | 6 |
| Muttagli | L | 6 | 288 | 14 | Marshall | S | 8 | 322 | 4 | Winters | R | 7 | 251 | 4 | Warr | R | 6 | 197 | 3 |
| Mates | L | 6 | 248 | 11 | Varsho | L | 9 | 222 | 9 | Warr | R | 6 | 221 | 2 | Schiffel | S | 7 | 195 | 6 |
| Belardo | R | 7 | 222 | 7 | Merritt | S | 8 | 247 | 6 | Schiffman | L | 7 | 195 | 6 | Shaffer | R | 8 | 248 | 6 |
| Hall | L | 7 | 200 | 17 | Rebus | R | 11 | 256 | 7 | Shaffer | R | 8 | 248 | 6 | Archer | L | 6 | 190 | 7 |
| Leuris | R | 6 | 267 | 7 | McClelland | R | 8 | 253 | 3 | Deshaies | L | 3 | 322 | | Benes | R | 3 | 345 | |
| Staley | R | 5 | 249 | 8 | Lavallade | L | 8 | 256 | 7 | Lefferts | L | 3 | 369 | | Hart | L | 3 | 320 | |
| Kelly | R | 8 | 256 | 7 | Espey | S | 8 | 258 | 1 | Maddux | R | 2 | 320 | | Prothro | L | 2 | 327 | |
| Gallejo | R | 7 | 251 | 3 | Webster | R | 7 | 179 | 10 | Clements | R | 2 | 355 | | Melander | R | 2 | 327 | |
| Sanchez | R | 6 | 268 | 3 | Cole | L | 11 | 375 | 0 | Anderson | R | 3 | 314 | | Myers | L | 3 | 309 | |
| | | | | | Lint | R | 6 | 235 | 0 | | | | | | | | | | |



TORONTO

TEXAS

ST. LOUIS

SAN FRANCISCO

| BATTER | hand | speed | avg | hr | BATTER | hand | speed | avg | hr | BATTER | hand | speed | avg | hr | BATTER | hand | speed | avg | hr |
|-----------|------|-------|-----|----|-----------|------|-------|-----|----|----------|------|-------|-----|----|----------|------|-------|-----|----|
| Ajmalpey | S | 17 | 210 | 8 | Hudson | L | 11 | 251 | 4 | O'Smith | S | 15 | 205 | 0 | Lewis | R | 17 | 231 | 1 |
| White | S | 15 | 245 | 17 | Rainey | L | 8 | 258 | 29 | Thompson | L | 12 | 233 | 4 | Felder | S | 10 | 246 | 9 |
| Wierfield | R | 8 | 200 | 25 | Reyer | R | 8 | 204 | 26 | Jose | S | 13 | 245 | 14 | Clay | L | 9 | 200 | 15 |
| Caner | R | 11 | 254 | 34 | Conroy | R | 5 | 250 | 43 | Lakford | L | 16 | 253 | 20 | Williams | R | 8 | 227 | 20 |
| Orenda | L | 5 | 284 | 18 | Canero | R | 7 | 244 | 26 | Pena | S | 11 | 305 | 7 | Singer | R | 8 | 264 | 14 |
| Borger | R | 5 | 237 | 13 | Niemer | L | 6 | 267 | 16 | Salazar | R | 7 | 243 | 10 | Thompson | R | 8 | 259 | 11 |
| Kant | R | 7 | 240 | 8 | Dovenny | R | 5 | 278 | 10 | Zell | R | 8 | 287 | 7 | L (10) | L | 4 | 279 | 4 |
| Graber | R | 8 | 277 | 11 | Rodriguez | R | 5 | 260 | 8 | Alora | S | 9 | 245 | 7 | Murphy | R | 7 | 241 | 7 |
| Maldonado | R | 8 | 277 | 20 | Lares | R | 7 | 217 | 5 | Rueter | R | 8 | 245 | 3 | Leason | L | 5 | 204 | 4 |
| Spiegel | R | 8 | 204 | 1 | Nem | R | 9 | 247 | 4 | Gilkey | R | 11 | 302 | 7 | Jane | R | 7 | 243 | 2 |
| Ball | R | 10 | 242 | 2 | Campbell | S | 11 | 188 | 1 | Jordan | R | 10 | 207 | 5 | Clyburn | R | 8 | 254 | 4 |
| Lee | S | 7 | 265 | 3 | Frye | R | 8 | 256 | 7 | Rapcho | R | 7 | 249 | 1 | Utah | S | 9 | 241 | 7 |
| Thorn | R | 5 | 252 | 9 | Feltch | L | 5 | 198 | 3 | Perry | L | 8 | 238 | 1 | Garber | R | 7 | 229 | 1 |
| Quinn | S | 7 | 235 | 9 | Anderson | S | 5 | 226 | 0 | Sedman | L | 5 | 219 | 1 | Milroe | S | 7 | 245 | 1 |

| PITCHER | hand | era | PITCHER | hand | era | PITCHER | hand | era | PITCHER | hand | era |
|---------|------|------|----------|------|------|----------|------|------|----------|------|------|
| Brown | R | 3.32 | Towse | R | 3.15 | Switz | R | 2.68 | Switz | R | 2.68 |
| Guaman | R | 2.65 | Gormer | L | 2.68 | Garner | L | 2.68 | Garner | L | 2.68 |
| Pratt | R | 2.72 | McBarre | L | 3.11 | Black | L | 3.97 | Black | L | 3.97 |
| Wier | R | 4.29 | Shouse | R | 3.83 | Wilson | L | 4.21 | Wilson | L | 4.21 |
| Wilkes | R | 1.93 | Reed | R | 1.84 | Boek | R | 1.76 | Boek | R | 1.76 |
| Rogers | L | 3.09 | Werner | R | 2.11 | Brayton | R | 2.90 | Brayton | R | 2.90 |
| Burns | R | 2.84 | Carpende | L | 2.20 | McIntosh | L | 3.69 | McIntosh | L | 3.69 |
| Poble | R | 4.21 | Smith | R | 3.17 | Pena | L | 3.54 | Pena | L | 3.54 |
| Brace | R | 4.34 | McClann | S | 3.11 | Jackson | R | 3.43 | Jackson | R | 3.43 |
| Murphy | R | 5.95 | Black | R | 4.45 | Reynold | L | 3.05 | Reynold | L | 3.05 |

AMERICAN ALL-STARS

NATIONAL ALL-STARS

| BAITER | hand | speed | avg | hr |
|------------|------|-------|-----|----|
| Anderson | L | 18 | 271 | 21 |
| Alomar | S | 17 | 310 | 8 |
| Carter | R | 11 | 264 | 34 |
| McGwire | R | 5 | 268 | 42 |
| Groffey Jr | L | 10 | 308 | 21 |
| Bauer | S | 9 | 312 | 20 |
| Martinez | R | 10 | 343 | 16 |
| Rodriguez | R | 6 | 260 | 8 |
| Plussett | R | 11 | 309 | 19 |
| Serra | S | 11 | 278 | 17 |
| Appen | R | 8 | 251 | 14 |
| Muller | R | 14 | 320 | 12 |
| Reese | L | 8 | 259 | 7 |
| Albright | R | 8 | 251 | 2 |



| BAITER | hand | speed | avg | hr |
|-----------|------|-------|-----|----|
| Roberts | S | 17 | 223 | 4 |
| Smith | S | 16 | 295 | 0 |
| Bonds | L | 16 | 311 | 34 |
| McGriff | L | 8 | 286 | 35 |
| Sheffield | R | 8 | 330 | 33 |
| Deafon | L | 9 | 279 | 27 |
| Saunders | R | 12 | 304 | 26 |
| Walker | L | 11 | 301 | 23 |
| Penniston | S | 8 | 311 | 21 |
| Clark | L | 9 | 300 | 16 |
| Kruk | L | 8 | 323 | 10 |
| Santiago | R | 7 | 251 | 10 |
| Biggs | R | 15 | 277 | 6 |
| Swann | L | 8 | 317 | 6 |

| PITCHER | hand | era |
|------------|------|------|
| Martin | R | 2.54 |
| Mayer | R | 2.66 |
| Mitchell | R | 3.18 |
| Reese | R | 3.32 |
| Edwards | R | 1.91 |
| Montgomery | R | 2.16 |
| Chapman | R | 2.49 |
| Quinn | R | 2.64 |
| Collins | H | 2.84 |
| Landon | L | 3.66 |

| PITCHER | hand | era |
|-----------|------|------|
| Martin | R | 2.18 |
| Martinez | R | 2.47 |
| Stavine | L | 2.76 |
| Smith | R | 2.85 |
| Franco | L | 1.64 |
| Beck | R | 1.76 |
| Jones | R | 1.85 |
| Levesbury | R | 2.16 |
| Cone | R | 2.88 |
| Charlton | L | 2.99 |

TORONTO 91

MINNESOTA 91

PITTSBURGH 91

ATLANTA 91

| BATTER | hand | speed | avg | hr |
|------------|------|-------|-----|----|
| Alumar | S | 18 | 295 | 9 |
| White | S | 15 | 282 | 11 |
| Gruber | R | 9 | 252 | 20 |
| Carter | R | 11 | 273 | 33 |
| Olerud | L | 7 | 236 | 17 |
| Maddox | R | 8 | 260 | 12 |
| DP Hess | L | 7 | 268 | 11 |
| Myers | L | 5 | 262 | 8 |
| Bonders | R | 9 | 241 | 5 |
| MW Gantles | S | 18 | 241 | 3 |
| Munroe | L | 7 | 250 | 3 |
| RS Short | R | 5 | 190 | 1 |
| Lee | R | 8 | 275 | 1 |
| Lee | S | 8 | 233 | 3 |

PITCHER

| hand | era |
|------|------|
| R | 2.65 |
| L | 3.05 |
| L | 3.79 |
| R | 3.78 |
| R | 3.11 |
| R | 2.77 |
| R | 2.99 |
| R | 3.16 |
| R | 3.17 |
| R | 3.25 |

| BATTER | hand | speed | avg | hr |
|------------|------|-------|-----|----|
| Kowbalski | R | 13 | 281 | 1 |
| Mark | R | 11 | 310 | 18 |
| Hrbek | L | 8 | 284 | 20 |
| Davis | S | 8 | 277 | 23 |
| Packer | R | 10 | 319 | 15 |
| Hirger | R | 7 | 317 | 10 |
| Goggin | R | 9 | 265 | 8 |
| Veys | R | 6 | 286 | 5 |
| Burb | L | 18 | 313 | 6 |
| Garbin | R | 12 | 247 | 6 |
| Pajlarovic | L | 7 | 279 | 6 |
| Larkin | S | 5 | 286 | 2 |
| Ortiz | R | 6 | 209 | 0 |
| Newman | R | 8 | 197 | 0 |

PITCHER

| hand | era |
|------|------|
| R | 2.99 |
| R | 3.19 |
| R | 3.43 |
| L | 1.96 |
| R | 3.35 |
| R | 2.63 |
| R | 3.61 |
| L | 1.32 |
| R | 4.12 |
| L | 1.51 |

| BATTER | hand | speed | avg | hr |
|-----------|------|-------|-----|----|
| Redus | R | 11 | 245 | 7 |
| Vasovic | L | 10 | 273 | 4 |
| Bomila | S | 6 | 302 | 16 |
| Bonds | L | 16 | 292 | 25 |
| Bell | R | 10 | 270 | 16 |
| Merced | S | 8 | 275 | 10 |
| Bluschke | R | 6 | 246 | 4 |
| Layloff | L | 7 | 269 | 3 |
| vanSled | L | 10 | 265 | 11 |
| McClemor | R | 7 | 288 | 7 |
| Lund | R | 8 | 265 | 3 |
| Espy | S | 7 | 244 | 1 |
| Wilkinson | S | 7 | 185 | 2 |
| Slaughter | R | 7 | 295 | 1 |

PITCHER

| hand | era |
|------|------|
| L | 2.98 |
| R | 3.07 |
| L | 3.08 |
| L | 2.80 |
| R | 3.03 |
| R | 3.18 |
| R | 3.43 |
| L | 4.11 |
| L | 4.33 |
| L | 4.65 |

| BATTER | hand | speed | avg | hr |
|-----------|------|-------|-----|----|
| Nease | S | 20 | 297 | 0 |
| Fresolano | L | 9 | 320 | 3 |
| Peschiera | S | 10 | 319 | 22 |
| Bail | R | 14 | 251 | 32 |
| Justus | L | 8 | 273 | 13 |
| Hunter | R | 8 | 251 | 12 |
| Brown | L | 7 | 253 | 11 |
| Blauser | R | 9 | 289 | 11 |
| Sanders | L | 14 | 181 | 4 |
| Berryhill | S | 7 | 188 | 8 |
| Smith | R | 8 | 245 | 7 |
| Osler | R | 3 | 241 | 6 |
| Lemke | S | 7 | 234 | 2 |
| Bellard | R | 6 | 243 | 0 |

PITCHER

| hand | era |
|------|------|
| L | 2.44 |
| L | 3.13 |
| L | 3.47 |
| R | 3.60 |
| R | 2.73 |
| R | 3.10 |
| L | 3.58 |
| L | 3.82 |
| R | 3.07 |
| R | 3.01 |

BOSTON 90

OAKLAND 90

PITTSBURGH 90

CINCINNATI 90

| BATTER | hand | speed | avg | hr | BATTER | hand | speed | avg | hr | BATTER | hand | speed | avg | hr | BATTER | hand | speed | avg | hr |
|-------------|------|-------|-----|----|-------------|------|-------|-----|----|-------------|------|-------|-----|----|------------|------|-------|-----|----|
| Greenwell | L | 9 | 297 | 14 | R Henderson | R | 18 | 325 | 26 | Van Slyke | L | 11 | 284 | 17 | Larkin | R | 14 | 301 | 7 |
| Jody Reed | R | 8 | 289 | 5 | Lansford | R | 16 | 268 | 3 | Redus | R | 10 | 247 | 6 | Duncan | R | 12 | 306 | 10 |
| Bryantsev | R | 8 | 267 | 15 | Carpenter | R | 11 | 274 | 37 | Bonilla | S | 8 | 288 | 32 | Davis | R | 11 | 260 | 24 |
| Burks | R | 10 | 296 | 21 | McSwine | R | 5 | 235 | 39 | Bonds | L | 17 | 307 | 33 | Sabo | R | 12 | 270 | 25 |
| Riveta | R | 7 | 225 | 7 | D Henderson | R | 6 | 271 | 20 | Bragg | L | 8 | 270 | 15 | O'Neill | L | 8 | 270 | 16 |
| Quebing | R | 8 | 271 | 2 | Springach | R | 6 | 251 | 9 | King | R | 7 | 245 | 14 | Blaug | R | 8 | 299 | 6 |
| Quinlan | R | 7 | 268 | 7 | Garigo | R | 7 | 206 | 3 | GM First | R | 6 | 240 | 10 | Olive | R | 5 | 231 | 8 |
| Pena | R | 8 | 265 | 7 | Watts | S | 8 | 265 | 2 | Staight | R | 7 | 300 | 4 | Doran | S | 12 | 300 | 7 |
| De Orazio | R | 7 | 248 | 12 | Barnes | L | 7 | 284 | 16 | Ball | R | 10 | 254 | 7 | Morris | L | 9 | 340 | 7 |
| MM Outfield | R | 7 | 286 | 4 | Jose | S | 7 | 264 | 8 | McClellan | R | 6 | 164 | 2 | Hatcher | R | 14 | 276 | 5 |
| Boggs | L | 7 | 302 | 6 | PH Catcher | L | 5 | 213 | 5 | Lavoilere | L | 7 | 256 | 3 | Wilmington | L | 11 | 256 | 3 |
| RH Outfield | R | 7 | 272 | 2 | JJ Outfield | L | 7 | 192 | 2 | Backman | S | 8 | 292 | 2 | Berzinger | S | 8 | 253 | 5 |
| Wright | R | 7 | 245 | 0 | Randolph | R | 8 | 257 | 1 | Lund | R | 8 | 261 | 1 | Reed | L | 7 | 251 | 3 |
| MS Outfield | P | 7 | 226 | 0 | Blankenship | R | 7 | 191 | 0 | RR Outfield | S | 10 | 238 | 0 | RJ Second | S | 8 | 299 | 0 |

| PITCHER | hand | era | PITCHER | hand | era | PITCHER | hand | era | PITCHER | hand | era |
|------------|------|------|------------|------|------|-----------|------|------|------------|------|------|
| Chapman | R | 1.93 | Sewart | R | 2.56 | Smith | L | 2.54 | Ripo | R | 2.70 |
| Burke | R | 3.36 | Welch | R | 2.95 | Drabek | R | 2.76 | Armstrong | R | 3.42 |
| DR Pitcher | R | 3.97 | Sandersen | R | 3.88 | Wajk | R | 3.35 | Jackson | L | 3.61 |
| Harmon | R | 4.00 | Munn | R | 4.65 | Smiley | R | 4.64 | Browning | L | 3.60 |
| Byrd | R | 3.18 | Eckersley | R | 0.61 | Landrum | R | 2.13 | Clapp | R | 1.74 |
| PH | R | 3.38 | Nelson | R | 1.57 | Torlin | L | 2.94 | Myers | L | 2.08 |
| Walters | R | 4.44 | Kruk | L | 2.04 | Patterson | L | 2.95 | Charlton | L | 2.74 |
| James | R | 4.68 | Honeycutt | L | 2.20 | Kuper | L | 3.02 | TL Pitcher | R | 3.49 |
| Russell | R | 4.82 | TB Pitcher | R | 2.97 | Heaton | L | 3.45 | RB Pitcher | L | 3.85 |
| Wright | R | 4.88 | Young | L | 4.84 | Belinda | R | 3.55 | RM Pitcher | R | 4.28 |



TORONTO 89

OAKLAND 89

CHICAGO 89 (NATIONAL)

SAN FRANCISCO 89

| BATTER | hand | speed | avg | hr | BATTER | hand | speed | avg | hr | BATTER | hand | speed | avg | hr | BATTER | hand | speed | avg | hr |
|-------------|------|-------|-----|----|-------------|------|-------|-----|----|--------------|------|-------|-----|----|--------------|------|-------|-----|----|
| TL Dufflo | R | 17 | 229 | 0 | R Henderson | R | 20 | 274 | 12 | Gunsian | R | 12 | 278 | 8 | Bulia | L | 14 | 283 | 4 |
| Fernandez | S | 10 | 257 | 11 | Lanford | R | 19 | 336 | 2 | Smith | L | 10 | 304 | 9 | Thompson | R | 11 | 241 | 12 |
| Gruber | R | 9 | 290 | 14 | Carpenter | R | 0 | 269 | 17 | Dawson | R | 9 | 252 | 21 | Clay | L | 10 | 333 | 23 |
| McGinn | L | 8 | 269 | 36 | McGuire | R | 5 | 231 | 33 | Sandberg | R | 11 | 290 | 30 | Mitchell | R | 8 | 291 | 47 |
| Bell | R | 8 | 297 | 18 | BP Dufflo | L | 5 | 264 | 22 | Grace | L | 19 | 314 | 13 | Williams | R | 7 | 282 | 18 |
| LM Dufflo | L | 12 | 321 | 11 | KP First | L | 5 | 242 | 7 | McClendon | R | 7 | 286 | 12 | Martinson | R | 6 | 229 | 9 |
| EW Catcher | L | 7 | 262 | 11 | Steinbach | R | 7 | 273 | 7 | AS Shoemaker | S | 6 | 282 | 9 | 5th Second | R | 6 | 262 | 4 |
| NL Second | S | 11 | 363 | 5 | Phillips | S | 8 | 262 | 4 | MW Dufflo | L | 7 | 243 | 7 | TK Catcher | L | 9 | 239 | 6 |
| Felix | S | 12 | 258 | 9 | R Henderson | R | 8 | 250 | 15 | YL Third | R | 7 | 235 | 2 | ER Shoemaker | L | 6 | 278 | 7 |
| Mike Dufflo | S | 11 | 251 | 5 | HR Catcher | L | 6 | 228 | 5 | Walton | R | 12 | 293 | 5 | PS Dufflo | L | 8 | 221 | 8 |
| Lee | S | 8 | 260 | 3 | Gallagher | R | 3 | 252 | 3 | Bennett | R | 6 | 257 | 5 | Oberfell | L | 7 | 269 | 2 |
| Borders | R | 7 | 257 | 3 | Wesley | S | 7 | 232 | 3 | Morgan | S | 11 | 257 | 3 | DM Dufflo | R | 10 | 265 | 1 |
| Minnes | L | 6 | 238 | 3 | Bankschop | R | 9 | 232 | 1 | DR Shoemaker | R | 8 | 263 | 1 | Urbie | R | 9 | 221 | 7 |
| BP Catcher | R | 7 | 173 | 1 | Joske | S | 9 | 233 | 3 | Wilson | S | 8 | 244 | 1 | Martinson | R | 7 | 210 | 0 |

| PITCHER | hand | era | PITCHER | hand | era | PITCHER | hand | era |
|------------|------|------|-----------|------|------|-------------|------|------|
| Joe P. (2) | L | 3.07 | Moore | R | 2.81 | Maddux | R | 2.95 |
| Scott | R | 3.35 | Wick | R | 3.00 | Berlock | R | 3.14 |
| Key | L | 3.82 | Stewart | R | 3.32 | Subito | R | 2.56 |
| Fanning | L | 3.93 | Duffy | R | 4.26 | De Pucher | L | 4.39 |
| Healy | R | 1.92 | Looney | R | 1.36 | Lamaster | R | 1.36 |
| Walt | L | 2.40 | JC Picher | R | 1.88 | Williams | L | 2.64 |
| FW (2) | R | 3.66 | TB Picher | R | 2.24 | JP Picher | R | 1.71 |
| Ward | R | 3.77 | Holcomb | L | 2.35 | Sanderson | R | 3.94 |
| Sweeney | R | 3.88 | Nelson | R | 3.26 | Assenmacher | L | 3.96 |
| Tompson | L | 5.61 | Toung | L | 3.13 | Wilson | L | 3.20 |
| Garett | R | 2.82 | Garrett | R | 2.82 | Garrett | R | 2.82 |
| BB Picher | R | 2.94 | BB Picher | R | 2.94 | BB Picher | R | 2.94 |
| Robinson | R | 3.43 | Robinson | R | 3.43 | Robinson | R | 3.43 |
| BB Picher | L | 5.13 | BB Picher | L | 5.13 | BB Picher | L | 5.13 |
| Lahart | L | 2.62 | Lahart | L | 2.62 | Lahart | L | 2.62 |
| SB Picher | R | 2.67 | SB Picher | R | 2.67 | SB Picher | R | 2.67 |
| MJ Picher | R | 2.17 | MJ Picher | R | 2.17 | MJ Picher | R | 2.17 |
| BB Picher | L | 3.46 | BB Picher | L | 3.46 | BB Picher | L | 3.46 |
| AH Picher | L | 3.75 | AH Picher | L | 3.75 | AH Picher | L | 3.75 |
| Brouley | R | 4.87 | Brouley | R | 4.87 | Brouley | R | 4.87 |

BOSTON 88

OAKLAND 88

NEW YORK 88 (NATIONAL)

LOS ANGELES 88

| BATTER | hand | speed | avg | hr | BATTER | hand | speed | avg | hr | BATTER | hand | speed | avg | hr |
|------------|------|-------|-----|----|-----------|------|-------|-----|----|------------|------|-------|-----|----|
| Abner | R | 13 | 214 | 13 | Landrum | R | 13 | 279 | 7 | Diestra | L | 13 | 270 | 8 |
| Boggs | L | 8 | 466 | 3 | Polansky | L | 13 | 242 | 2 | Teufel | R | 5 | 204 | 4 |
| SE. Gault | R | 8 | 293 | 21 | McGowan | R | 6 | 260 | 32 | McReynolds | R | 11 | 288 | 27 |
| Greenwell | L | 12 | 325 | 22 | Campese | R | 15 | 307 | 40 | Stratton | L | 13 | 266 | 35 |
| Carroll | R | 9 | 259 | 7 | Henderson | R | 6 | 304 | 24 | Jordan | S | 12 | 230 | 24 |
| Arango | S | 6 | 264 | 12 | Shenbrot | R | 7 | 265 | 9 | McFalls | L | 9 | 270 | 17 |
| Sanborn | L | 5 | 221 | 4 | Wells | S | 7 | 250 | 3 | Carlin | R | 6 | 242 | 11 |
| Dwight | S | 6 | 248 | 3 | DeSandro | R | 7 | 255 | 3 | Esler | R | 5 | 214 | 5 |
| JH. Lutz | R | 7 | 264 | 14 | DeFuria | L | 6 | 257 | 12 | MW. Duffin | S | 11 | 294 | R |
| Conroy | R | 7 | 319 | 3 | McCarroll | L | 6 | 257 | 7 | Sasser | S | 7 | 283 | 1 |
| KR. Dunge | R | 8 | 192 | 7 | DeLent | R | 5 | 290 | 7 | B. Dumb | L | 6 | 241 | 11 |
| MR. George | R | 7 | 263 | 7 | James | S | 11 | 257 | 2 | Marston | L | 4 | 277 | 7 |
| Ford | R | 6 | 226 | 7 | Phillips | S | 7 | 203 | 2 | LM. Left | R | 6 | 141 | 8 |
| Amalfi | L | 9 | 219 | 6 | Carroll | R | 6 | 209 | 3 | Blackman | R | 9 | 303 | 0 |

| PITCHER | hand | era | PITCHER | hand | era | PITCHER | hand | era |
|-------------|------|------|-------------|------|------|-----------|------|------|
| Chapman | R | 2.19 | Stewart | R | 3.23 | Dierra | L | 2.82 |
| Amor | L | 0.90 | Waltch | R | 5.04 | Fernandez | L | 3.03 |
| DeFuria | R | 5.34 | Dryes | R | 3.70 | Gardner | R | 3.15 |
| Marston | R | 5.07 | Young | L | 4.13 | Dodg | R | 3.23 |
| Arango | R | 2.63 | Likens | R | 2.95 | Myers | L | 1.42 |
| St. John | R | 2.87 | Leland | L | 3.89 | Combs | R | 2.24 |
| DeLent | R | 3.19 | LP. Pichler | R | 3.00 | Leach | R | 2.54 |
| Carroll | R | 3.48 | Melick | R | 3.06 | McDerm | R | 2.63 |
| W. George | R | 3.50 | TB. Pichler | R | 3.16 | McChane | L | 4.09 |
| Blackman | R | 4.25 | McReynolds | L | 3.50 | Munoz | R | 1.60 |
| Henderson | R | 2.54 | | | | | | |
| Belcher | R | 3.91 | | | | | | |
| Leary | R | 2.91 | | | | | | |
| TY. Pichler | L | 1.24 | | | | | | |
| MR. Pichler | R | 1.70 | | | | | | |
| Spang | R | 1.91 | | | | | | |
| Howell | R | 1.08 | | | | | | |
| JT. Mc. Ber | L | 2.41 | | | | | | |
| Dierra | L | 2.72 | | | | | | |
| Green | R | 3.14 | | | | | | |

DETROIT 87

MINNESOTA 87

ST. LOUIS 87

SAN FRANCISCO 87

| BATTER | hand | speed | avg | hr | BATTER | hand | speed | avg | hr | BATTER | hand | speed | avg | hr |
|---------------|------|-------|-----|----|--------------|------|-------|-----|----|-------------|------|-------|-----|----|
| Gibson | L | 59 | 277 | 24 | Travis | R | 12 | 249 | 8 | Covey | S | 70 | 283 | 3 |
| Leamm | R | 52 | 343 | 28 | Pulseth | R | 40 | 357 | 26 | Smith | S | 16 | 303 | 0 |
| Nolan | L | 7 | 269 | 32 | Wojcik | R | 8 | 259 | 32 | Pendleton | S | 11 | 286 | 12 |
| DE First | L | 7 | 357 | 34 | Hrusk | L | 7 | 285 | 34 | Clark | L | 6 | 266 | 46 |
| DE Cupito | R | 6 | 277 | 20 | Gartin | R | 8 | 257 | 31 | McBee | S | 52 | 365 | 11 |
| Wendell | L | 11 | 265 | 16 | T. Gartin | R | 6 | 324 | 16 | Lundberg | R | 7 | 206 | 8 |
| BM Left | R | 7 | 274 | 14 | Gaglio | R | 4 | 366 | 10 | Pena | R | 6 | 214 | 5 |
| LT Left | R | 8 | 354 | 9 | RS Second | S | 6 | 275 | 11 | TB Third | L | 11 | 227 | 6 |
| TB Third | R | 8 | 241 | 11 | Buhl | L | 8 | 253 | 11 | Morgan | L | 10 | 261 | 3 |
| Bergman | L | 9 | 273 | 6 | SL Second | R | 7 | 338 | 8 | ST Outfield | L | 11 | 285 | 3 |
| MH Catcher | R | 7 | 281 | 9 | Larkin | L | 5 | 268 | 4 | Lark | R | 7 | 251 | 2 |
| DC Third | R | 9 | 181 | 3 | MTJ Outfield | R | 11 | 467 | 7 | Johanson | L | 14 | 270 | 3 |
| pos. Outfield | L | 11 | 269 | 5 | SB Catcher | R | 3 | 171 | 1 | TH Second | S | 11 | 269 | 2 |
| pos. Infield | L | 8 | 302 | 2 | McWagon | S | 13 | 311 | 0 | Diqueno | S | 8 | 255 | 1 |

| PITCHER | hand | era | PITCHER | hand | era | PITCHER | hand | era |
|------------|------|------|------------|------|------|------------|------|------|
| Mulla | R | 3.26 | Mulla | L | 3.30 | Madara | L | 3.54 |
| US Pitcher | R | 4.21 | US Pitcher | R | 4.21 | GM Pitcher | L | 3.75 |
| LS Pitcher | R | 4.03 | LS Pitcher | R | 4.17 | Co. | R | 3.80 |
| MS Pitcher | R | 4.61 | MS Pitcher | R | 5.04 | RF Pitcher | R | 4.37 |
| RM Pitcher | R | 7.57 | Berninger | R | 7.94 | Worrel | R | 7.64 |
| SL Pitcher | R | 4.94 | Hughson | R | 4.48 | Curly | L | 2.66 |
| LS Pitcher | L | 3.67 | KA Pitcher | R | 4.53 | Ken Padden | L | 3.23 |
| MS Pitcher | R | 3.96 | ST Pitcher | L | 4.28 | JT Pitcher | L | 3.84 |
| US Pitcher | R | 4.83 | W Pitcher | R | 6.26 | SB Pitcher | L | 4.34 |
| RM Pitcher | R | 5.37 | DS Pitcher | L | 6.59 | RD Pitcher | R | 4.47 |

| BATTER | hand | speed | avg | hr | PITCHER | hand | era |
|-------------|------|-------|-----|----|-------------|------|------|
| WH Outfield | R | 11 | 280 | 19 | WH Pitcher | L | 3.58 |
| MA Outfield | L | 6 | 275 | 18 | Downs | R | 2.63 |
| Davis | S | 10 | 230 | 24 | ML Pitcher | R | 3.42 |
| Clark | L | 9 | 309 | 36 | SAs Pitcher | R | 4.40 |
| BB Catcher | R | 8 | 267 | 16 | Boston | R | 2.74 |
| Alvarez | R | 9 | 300 | 15 | RS Pitcher | R | 4.79 |
| C.S. Third | R | 6 | 240 | 1 | RD Pitcher | L | 3.29 |
| Trompson | R | 11 | 262 | 18 | Leffers | L | 3.23 |
| Maldonado | R | 8 | 242 | 20 | RB Pitcher | R | 4.52 |
| Melan | R | 3 | 190 | 1 | | | |
| Williams | R | 1 | 186 | 0 | | | |
| Urbe | R | 10 | 229 | 5 | | | |
| FBI Left | L | 9 | 252 | 4 | | | |
| HS Third | L | 2 | 267 | 1 | | | |



BOSTON 86

CALIFORNIA 86

NEW YORK 86 (NATIONAL)

HOUSTON 86

| BATTER | hand | speed | avg | hr |
|--------------|------|-------|-----|----|
| MR Second | R | 11 | 286 | 4 |
| Boggs | L | 6 | 357 | 8 |
| DL Duffel | R | 7 | 259 | 26 |
| DH Left | R | 6 | 238 | 31 |
| JR Left | R | 6 | 324 | 20 |
| BB First | L | 7 | 267 | 18 |
| Geisman | L | 6 | 258 | 16 |
| RR Shortstop | R | 7 | 237 | 7 |
| TA Outfield | R | 7 | 254 | 13 |
| Lyons | L | 8 | 290 | 1 |
| Dean | S | 6 | 193 | 1 |
| RR Shortstop | R | 6 | 210 | 2 |
| MS Outfield | R | 5 | 498 | 1 |
| SS Infield | R | 5 | 128 | 0 |

| BATTER | hand | speed | avg | hr |
|--------------|------|-------|-----|----|
| GP Outfield | R | 11 | 238 | 5 |
| MR Outfield | L | 7 | 306 | 2 |
| Downing | R | 7 | 287 | 20 |
| Joyner | L | 7 | 290 | 22 |
| RR First | H | 6 | 241 | 18 |
| DD Shortstop | R | 6 | 256 | 15 |
| Scoville | R | 13 | 249 | 13 |
| BB Catcher | R | 5 | 292 | 7 |
| JH Third | L | 7 | 272 | 4 |
| RR Shortstop | L | 7 | 319 | 3 |
| JW Catcher | L | 6 | 221 | 1 |
| White | S | 8 | 236 | 1 |
| GP Outfield | R | 7 | 354 | 6 |
| McLehane | S | 6 | 290 | 0 |

| BATTER | hand | speed | avg | hr |
|-------------|------|-------|-----|----|
| Dakstra | L | 14 | 295 | 8 |
| MR Outfield | S | 10 | 269 | 9 |
| GC Catcher | R | 6 | 255 | 24 |
| Shawberry | L | 13 | 259 | 27 |
| RR First | L | 6 | 310 | 13 |
| Johnson | S | 8 | 245 | 16 |
| RR Infield | R | 7 | 299 | 11 |
| Taylor | R | 6 | 247 | 4 |
| GP Outfield | R | 6 | 227 | 13 |
| Mirrett | R | 7 | 277 | 12 |
| EH Catcher | R | 6 | 265 | 4 |
| DH Outfield | L | 8 | 282 | 5 |
| LM Outfield | S | 5 | 237 | 2 |
| Balkman | S | 10 | 320 | 1 |

| BATTER | hand | speed | avg | hr |
|-------------|------|-------|-----|----|
| Doran | S | 16 | 276 | 6 |
| Higdon | R | 15 | 258 | 6 |
| Bass | S | 12 | 311 | 20 |
| Davis | R | 7 | 265 | 31 |
| AA Catcher | S | 7 | 257 | 9 |
| Walton | L | 6 | 312 | 10 |
| RR Infield | R | 9 | 265 | 9 |
| FP Outfield | L | 7 | 344 | 3 |
| CR Infield | L | 6 | 249 | 6 |
| MR Catch | S | 5 | 176 | 4 |
| Thorn | R | 7 | 348 | 5 |
| TM Outfield | R | 14 | 292 | 0 |
| JP Second | R | 6 | 263 | 1 |
| DL Outfield | R | 7 | 238 | 1 |

| PITCHER | hand | era |
|------------|------|------|
| Witt | R | 2.84 |
| McCaskill | R | 3.36 |
| DS Pitcher | R | 3.74 |
| RR Pitcher | R | 5.50 |
| Candelaria | L | 2.54 |
| DM Pitcher | R | 2.97 |
| GL Pitcher | L | 3.15 |
| Finley | L | 3.39 |
| TF Pitcher | L | 3.51 |
| DC Pitcher | R | 3.66 |

| PITCHER | hand | era |
|------------|------|------|
| Ojeda | L | 2.57 |
| Darling | R | 2.81 |
| Gooden | R | 2.84 |
| Fernandez | L | 3.52 |
| Brooks | L | 2.33 |
| Leach | R | 2.70 |
| McDowell | R | 3.02 |
| DS Pitcher | R | 3.06 |
| Aguilera | R | 3.08 |
| Myers | L | 4.22 |

| PITCHER | hand | era |
|------------|------|------|
| MS Pitcher | R | 2.22 |
| GR Pitcher | L | 3.14 |
| JD Pitcher | L | 3.25 |
| Ryan | R | 3.34 |
| Harmon | R | 3.37 |
| CK Pitcher | R | 2.59 |
| Smith | R | 2.73 |
| Anderson | R | 2.78 |
| AL Pitcher | R | 3.46 |
| MR Pitcher | R | 4.22 |

| PITCHER | hand | era |
|------------|------|------|
| Witt | R | 2.48 |
| DS Pitcher | L | 2.69 |
| DR Pitcher | R | 3.76 |
| RR Pitcher | R | 5.38 |
| Leach | H | 1.41 |
| RR Pitcher | R | 3.92 |
| RR Pitcher | R | 4.32 |
| RR Pitcher | R | 4.38 |
| RR Pitcher | L | 4.84 |
| RR Pitcher | R | 4.94 |



TORONTO 85

KANSAS CITY 85

ST. LOUIS 85

LOS ANGELES 85

| BATTER | hand | speed | avg | hr |
|------------|------|-------|-----|----|
| LM Daulton | L | 16 | 259 | 19 |
| DG Secomb | R | 13 | 282 | 8 |
| Barfield | R | 13 | 289 | 17 |
| Bell | R | 12 | 278 | 24 |
| EW Gatcher | L | 6 | 248 | 19 |
| WU First | L | 8 | 275 | 15 |
| Mullinax | L | 6 | 298 | 10 |
| GI Thord | R | 8 | 319 | 7 |
| BM Gutrova | R | 7 | 163 | 4 |
| Fielder | R | 5 | 312 | 4 |
| LM Second | L | 7 | 212 | 2 |
| Fernandez | S | 11 | 290 | 2 |
| Lee | S | 7 | 200 | 0 |
| Wegert | S | 7 | 261 | 0 |

| PITCHER | hand | era |
|-------------|------|------|
| Sabo | R | 2.18 |
| Yerxa | R | 3.00 |
| Lundquist | R | 3.40 |
| JC Pichay | R | 3.26 |
| Haynes | R | 2.02 |
| Wu Young | R | 2.99 |
| GI Thord | L | 3.10 |
| Acosta | R | 2.23 |
| Lopez | R | 3.22 |
| RM Gonzalez | R | 4.17 |

| BATTER | hand | speed | avg | hr |
|--------------|------|-------|-----|----|
| Wilson | S | 18 | 278 | 4 |
| Smith | R | 15 | 267 | 6 |
| Brett | L | 10 | 305 | 30 |
| SA First | R | 5 | 243 | 36 |
| PW Second | R | 8 | 249 | 22 |
| DM O'Hall | R | 7 | 222 | 17 |
| JS Granger | R | 0 | 245 | 10 |
| JG First | L | 5 | 267 | 4 |
| MM Leff | R | 5 | 269 | 14 |
| PS Dohid | L | 10 | 229 | 3 |
| JW Calmer | R | 5 | 236 | 1 |
| DC Shortstop | R | 0 | 204 | 3 |
| BB Shortstop | S | 7 | 188 | 1 |
| LJ Leff | R | 5 | 211 | 0 |

| PITCHER | hand | era |
|------------|------|------|
| Leibrandt | L | 2.69 |
| Sabertagen | R | 2.67 |
| Jacobsen | L | 3.42 |
| Blank | L | 4.23 |
| MH Pichay | R | 1.93 |
| ED Pichay | R | 2.37 |
| Farr | R | 3.11 |
| Guzak | R | 4.06 |
| JA Pichay | R | 4.07 |
| MJ Pichay | L | 4.78 |

| BATTER | hand | speed | avg | hr |
|------------|------|-------|-----|----|
| McGee | S | 20 | 253 | 10 |
| Callahan | S | 26 | 267 | 1 |
| Vanzylke | L | 15 | 259 | 13 |
| Clark | R | 7 | 291 | 22 |
| TH Second | S | 14 | 302 | 6 |
| Smith | S | 14 | 276 | 6 |
| Pendleton | S | 11 | 240 | 5 |
| OP Catcher | L | 8 | 251 | 0 |
| TJ Left | R | 9 | 290 | 4 |
| SB Dohid | L | 5 | 239 | 1 |
| Smith | R | 7 | 262 | 0 |
| TL Second | R | 9 | 267 | 0 |
| OT Third | R | 7 | 222 | 0 |
| TL Catcher | R | 5 | 225 | 0 |

| PITCHER | hand | era |
|-----------|------|------|
| IT Pichay | L | 1.90 |
| Obx | R | 2.50 |
| JA Pichay | R | 3.40 |
| MA Pichay | R | 5.50 |
| Coyley | L | 2.76 |
| Winnell | R | 2.51 |
| PH Pichay | L | 2.91 |
| BC Pichay | R | 3.50 |
| BF Pichay | R | 3.90 |
| Boover | R | 4.41 |

| BATTER | hand | speed | avg | hr |
|------------|------|-------|-----|----|
| Duncan | S | 16 | 244 | 6 |
| Sab | R | 13 | 229 | 1 |
| MM Daulton | R | 7 | 283 | 28 |
| Guernod | R | 10 | 320 | 33 |
| SB First | L | 7 | 251 | 21 |
| KL Center | L | 10 | 262 | 12 |
| Sosoba | L | 7 | 236 | 7 |
| DA Thord | R | 7 | 199 | 4 |
| Maldonado | R | 6 | 235 | 5 |
| RR Daulton | R | 9 | 252 | 0 |
| RR Daulton | R | 9 | 232 | 0 |
| LC Innet | S | 8 | 266 | 0 |
| BR Innet | R | 7 | 250 | 0 |
| SV Catcher | R | 6 | 207 | 0 |

| PITCHER | hand | era |
|-----------|------|------|
| Henstake | R | 2.02 |
| FY Pichay | L | 2.45 |
| JR Pichay | L | 2.82 |
| Mooneyoff | L | 3.42 |
| Wach | R | 3.51 |
| TM Pichay | R | 3.71 |
| Hewitt | R | 3.77 |
| Polak | L | 4.31 |
| Ford | R | 5.31 |
| BH Pichay | R | 9.00 |



DETROIT 84

KANSAS CITY 84

CHICAGO 84 (NATIONAL)

SAN DIEGO 84

| BATTER | hand | speed | avg | hr | BATTER | hand | speed | avg | hr | BATTER | hand | speed | avg | hr | BATTER | hand | speed | avg | hr |
|------------|------|-------|-----|----|--------------|------|-------|-----|----|--------------|------|-------|-----|----|--------------|------|-------|-----|----|
| Gibson | L | 15 | 282 | 27 | Wilson | S | 17 | 278 | 4 | Sandoz | F | 17 | 274 | 19 | AW Secrest | S | 20 | 256 | 3 |
| Trammell | R | 12 | 314 | 14 | LS Right | L | 11 | 257 | 6 | BO Center | R | 17 | 278 | 3 | Gwynn | L | 15 | 351 | 5 |
| C. O'Neil | R | 8 | 287 | 20 | FW Secrest | R | 9 | 249 | 22 | LO First | L | 11 | 279 | 23 | McReynolds | R | 8 | 278 | 20 |
| Parnell | R | 6 | 237 | 33 | SB First | R | 5 | 244 | 26 | RC Third | R | 3 | 240 | 25 | GM Third | L | 4 | 228 | 23 |
| DE Left | L | 5 | 232 | 16 | DM Left | L | 5 | 222 | 11 | JD Catcher | R | 7 | 256 | 10 | IK Catcher | L | 5 | 240 | 14 |
| Whitaker | L | 7 | 283 | 13 | HM D'Amid | R | 7 | 264 | 14 | KM Right | R | 8 | 270 | 16 | CM Left | R | 6 | 250 | 13 |
| Johnson | S | 8 | 249 | 12 | Brett | L | 6 | 284 | 12 | GW Center | R | 8 | 225 | 3 | MJR First | R | 3 | 119 | 2 |
| Belgiman | L | 7 | 273 | 2 | JO Infield | S | 7 | 263 | 4 | DO Shortstop | S | 9 | 194 | 1 | SG First | R | 6 | 284 | 8 |
| DL Catcher | L | 8 | 284 | 12 | JS Left | L | 7 | 288 | 10 | RH Catcher | L | 7 | 333 | 3 | BB Catcher | R | 6 | 228 | 4 |
| JS Left | L | 7 | 267 | 8 | PS Catcher | R | 9 | 230 | 3 | GM Right | R | 11 | 291 | 14 | BB Outfield | S | 13 | 251 | 3 |
| LM Left | R | 8 | 280 | 7 | OC Shortstop | L | 7 | 285 | 2 | Labat | R | 5 | 222 | 2 | TF Infield | L | 9 | 273 | 2 |
| Talbot | R | 8 | 246 | 5 | BB Shortstop | S | 7 | 294 | 1 | Hall | L | 8 | 280 | 4 | Sabzar | R | 10 | 241 | 3 |
| RTS 5th | R | 7 | 287 | 5 | JW Catcher | R | 8 | 234 | 1 | Carro | R | 10 | 274 | 8 | KB Infield | R | 5 | 200 | 1 |
| Raymond | R | 8 | 286 | 2 | LJ Left | R | 6 | 211 | 0 | LB Shortstop | S | 9 | 223 | 8 | GT Shortstop | S | 8 | 258 | 2 |

| PITCHER | hand | era | PITCHER | hand | era | PITCHER | hand | era | PITCHER | hand | era |
|-------------|------|------|-------------|------|------|------------|------|------|------------|------|------|
| Granger | R | 3.24 | Black | L | 3.12 | Sutcliffe | R | 3.69 | MT Pitcher | L | 2.97 |
| Sherrill | R | 2.48 | LeBrandt | L | 3.63 | Eckersley | R | 3.93 | Whitson | R | 3.24 |
| Mason | R | 3.60 | Guthrie | R | 4.05 | Sanderson | R | 3.14 | LS Pitcher | R | 3.48 |
| MW Pitcher | R | 4.00 | LG Pitcher | L | 5.18 | SI Pitcher | L | 3.41 | AH Pitcher | R | 4.08 |
| WV Pitcher | L | 1.92 | DO Pitcher | R | 2.64 | RM Pitcher | L | 3.38 | Letters | L | 2.43 |
| ALB 3rd | R | 2.94 | JB Pitcher | R | 3.49 | RB Pitcher | R | 3.46 | Harris | R | 2.70 |
| Grubbs | R | 3.26 | Sabershaugh | R | 3.48 | Smith | R | 3.65 | GG Pitcher | R | 2.90 |
| DFE Pitcher | R | 3.74 | MH Pitcher | R | 4.20 | FS Pitcher | R | 3.82 | OO Pitcher | L | 2.93 |
| DePeschel | R | 3.75 | Jackson | L | 4.26 | GE Pitcher | R | 4.09 | GB Pitcher | R | 3.38 |
| Mason | R | 4.80 | MJ Pitcher | L | 4.89 | RE Pitcher | R | 3.17 | LD Pitcher | R | 5.48 |



AMERICAN ALL-STARS 89

NATIONAL ALL-STARS 89

AMERICAN ALL-STARS 90

NATIONAL ALL-STARS 90

| BATTER | hand | speed | avg | hr |
|-----------|------|-------|-----|----|
| Jackson | R | 17 | 956 | 30 |
| Plouffe | R | 10 | 200 | 9 |
| Seth | R | 17 | 208 | 23 |
| McGuire | R | 8 | 221 | 33 |
| Foster | R | 8 | 250 | 26 |
| Manning | L | 9 | 204 | 22 |
| Popke | R | 4 | 267 | 31 |
| Spain | R | 12 | 268 | 28 |
| Jr. Dente | R | 4 | 254 | 24 |
| Banks | L | 12 | 270 | 26 |
| Felton | R | 8 | 272 | 14 |
| Steinbohn | R | 11 | 273 | 17 |
| Carl | R | 5 | 246 | 1 |
| Boyer | L | 9 | 311 | 1 |

| PITCHER | hand | era |
|----------|------|------|
| Beckwith | R | 2.51 |
| SP. Fife | R | 3.04 |
| Spaul | R | 4.20 |
| St. John | R | 1.91 |
| Probert | R | 1.65 |
| Landrum | R | 2.38 |
| Mc Tigue | L | 2.95 |
| Frank | R | 2.32 |
| Whitman | L | 2.82 |
| Conroy | R | 1.07 |

| BATTER | hand | speed | avg | hr |
|----------|------|-------|-----|----|
| Conroy | L | 12 | 917 | 4 |
| Smith | R | 11 | 912 | 2 |
| Johnson | R | 25 | 758 | 26 |
| Michael | R | 12 | 758 | 41 |
| E. Davis | R | 9 | 921 | 14 |
| O. Davis | R | 6 | 723 | 13 |
| Sandberg | R | 8 | 200 | 20 |
| Santiago | R | 11 | 226 | 18 |
| Havel | L | 3 | 259 | 8 |
| Bohler | R | 8 | 281 | 11 |
| Edie | L | 50 | 223 | 23 |
| Davies | R | 11 | 294 | 9 |
| Lawrence | R | 12 | 111 | 1 |
| Boyd | R | 10 | 507 | 1 |

| PITCHER | hand | era |
|----------|------|------|
| Beckwith | R | 2.31 |
| SP. Fife | R | 2.14 |
| Spaul | R | 2.94 |
| St. John | R | 2.46 |
| Probert | R | 2.28 |
| Landrum | R | 1.5 |
| Mc Tigue | L | 1.85 |
| Frank | R | 2.23 |
| Whitman | L | 1.79 |
| Conroy | R | 1.15 |

| BATTER | Hand | speed | avg | hr |
|--------------|------|-------|-----|----|
| R. Hernandez | R | 12 | 725 | 23 |
| Sax | R | 10 | 260 | 2 |
| McGuire | R | 5 | 215 | 3 |
| reinke | R | 4 | 271 | 21 |
| Lawson | R | 10 | 314 | 21 |
| Conley | R | 12 | 271 | 15 |
| Raney | R | 4 | 206 | 14 |
| Steffs | L | 11 | 300 | 27 |
| Edick | R | 12 | 256 | 21 |
| Ball | R | 7 | 265 | 21 |
| Spiese | R | 11 | 280 | 17 |
| Francis | R | 12 | 226 | 11 |
| Lawson | R | 10 | 290 | 5 |
| Edick | R | 12 | 322 | 1 |

| PITCHER | hand | era |
|----------|------|------|
| Carl | R | 2.41 |
| SP. Fife | R | 2.42 |
| Edick | R | 3.26 |
| reinke | L | 2.62 |
| reinke | R | 1.62 |
| Langley | R | 1.5 |
| Lawson | R | 1.8 |
| McGuire | R | 2.52 |
| Frank | R | 1.6 |
| Whitman | L | 1.6 |
| Conroy | R | 1.5 |

| BATTER | hand | speed | avg | hr |
|----------|------|-------|-----|----|
| Bonds | L | 17 | 301 | 5 |
| Domini | L | 17 | 325 | 7 |
| Stratton | R | 3 | 271 | 16 |
| Summers | R | 7 | 306 | 26 |
| Wentz | R | 5 | 263 | 2 |
| Sales | R | 11 | 252 | 2 |
| Conroy | L | 8 | 246 | 12 |
| Schapiro | R | 3 | 258 | 12 |
| McPhee | R | 3 | 280 | 1 |
| King | R | 3 | 280 | 10 |
| Quacken | R | 4 | 301 | 1 |
| Conroy | R | 3 | 358 | 1 |
| Ally | L | 11 | 251 | 1 |
| J. Smith | R | 11 | 254 | 1 |

| PITCHER | hand | era |
|------------|------|------|
| Carl | R | 2.6 |
| R. McGuire | R | 2.68 |
| R. McGuire | R | 2.62 |
| Langley | R | 1.52 |
| Frank | R | 2.6 |
| Edick | R | 1.4 |
| McGuire | R | 2.65 |
| J. Smith | R | 2.98 |
| J. Smith | R | 2.9 |
| Langley | R | 2.65 |

AMERICAN ALL-STARS 91

| PITCHER | hand | speed | avg | hr |
|--------------|------|-------|-----|----|
| R. Hernandez | R | 18 | 269 | 16 |
| Mohr | R | 13 | 325 | 57 |
| Brown | R | 9 | 223 | 34 |
| Foster | R | 5 | 261 | 44 |
| Carre | R | 11 | 223 | 33 |
| VanDuff | R | 9 | 316 | 31 |
| Palumbo | L | 8 | 322 | 26 |
| Fox | R | 9 | 241 | 16 |
| D. Thompson | R | 8 | 276 | 25 |
| Sears | S | 11 | 307 | 25 |
| Griffey Jr. | L | 11 | 327 | 22 |
| Shaw | L | 7 | 302 | 8 |
| Gund | L | 12 | 273 | 2 |
| Johnson | R | 6 | 217 | 0 |

| PITCHER | hand | era |
|----------|------|------|
| Blaine | R | 2.62 |
| Marshall | L | 1.69 |
| Morris | R | 3.43 |
| Spivey | R | 3.81 |
| Wright | R | 1.69 |
| Wright | R | 2.35 |
| Wright | R | 3.96 |
| Wright | R | 3.03 |
| Kilgus | L | 3.95 |
| Wright | R | 3.43 |

NATIONAL ALL-STARS 91

| BATTER | hand | speed | avg | hr |
|-----------|------|-------|-----|----|
| Banta | L | 15 | 296 | 7 |
| Callahan | R | 14 | 300 | 19 |
| Clayton | R | 7 | 252 | 31 |
| Johnson | S | 14 | 264 | 38 |
| Dyer | L | 3 | 301 | 23 |
| Sutton | R | 11 | 301 | 26 |
| Samuelson | R | 12 | 291 | 20 |
| Schwartz | R | 6 | 267 | 11 |
| O'Neil | L | 8 | 298 | 29 |
| Morris | S | 8 | 280 | 13 |
| Bishop | S | 8 | 307 | 18 |
| Gwynn | L | 11 | 311 | 4 |
| Boggs | R | 11 | 295 | 4 |
| D. Smith | S | 14 | 283 | 3 |

| PITCHER | hand | era |
|-------------|------|------|
| Blaine | R | 2.34 |
| Morgan | R | 2.19 |
| Walt | L | 3.97 |
| Browning | L | 4.14 |
| J. Smith | R | 2.34 |
| J. Martinez | R | 2.39 |
| Hansen | R | 2.70 |
| Swaby | L | 3.80 |
| Utter | R | 3.77 |
| H. Martinez | R | 3.57 |

TENGEN 90-DAY LIMITED WARRANTY

TENGEN warrants to the original purchaser of this software product that the medium on which this computer program is recorded is free from defects in material and workmanship for a period of ninety (90) days from date of purchase. TENGEN agrees to either repair or replace at its option, free of charge, any TENGEN software product. **Before any returns are accepted you must call our warranty department (408/473-9400) for a return authorization number.** You must then return the product postage paid, together with the return authorization number, sales slip or similar proof of purchase.

THIS WARRANTY IS NOT APPLICABLE TO NORMAL WEAR AND TEAR. THIS WARRANTY SHALL NOT BE APPLICABLE IF A DEFECT ARISES OUT OF ABUSE, UNREASONABLE USE, MISTREATMENT OR NEGLIGENCE OF THE SOFTWARE PRODUCT. THIS WARRANTY IS IN LIEU OF ALL OTHER WARRANTIES, WHETHER ORAL OR WRITTEN, EXPRESS OR IMPLIED. ANY IMPLIED WARRANTIES OF MERCHANTABILITY AND FITNESS FOR A PARTICULAR PURPOSE ARE HEREBY EXCLUDED. THIS WARRANTY IS LIMITED TO THE 90 DAY PERIOD DESCRIBED ABOVE AND IN NO EVENT SHALL TENGEN BE LIABLE FOR CONSEQUENTIAL OR INCIDENTAL DAMAGES RESULTING FROM THE BREACH OF ANY EXPRESS OR IMPLIED WARRANTIES RELATING TO THE SOFTWARE PRODUCT.

The provisions of this warranty are valid in the United States only. Some states do not allow limitations on how long an implied warranty lasts or exclusion of consequential or incidental damages, so the above limitations and exclusion may not apply to you. This warranty gives you specific legal rights, and you may also have other rights which vary from state to state.

Address all correspondence to:

TENGEN Inc., Warranty Department, P.O. Box 360782, Milpitas, CA 95036-0782

REPAIRS AFTER EXPIRATION OF WARRANTY: If your game cartridge develops problems after the 90-day warranty period, you may contact Tengen at 1-408-473-9400. If the Tengen customer service technicians are unable to solve the problem by phone, they will provide you with RETURN MATERIAL AUTHORIZATION number (RMA). Write this number on the outside of the package used to return your defective game cartridge to Tengen. Return the defective game cartridge, freight prepaid, to Tengen at the address below. Enclose a check or money order for \$12.00, payable to Tengen. Tengen will, at its option, subject to the conditions above, repair the cartridge or replace it with a new or repaired cartridge. If replacement cartridges are not available, the defective cartridge will be returned and the \$12.00 payment refunded.



TENGEN

676 Sycamore Drive • Milpitas, CA 95035

Manufactured for play on the Sega™ Genesis™ System.
Sega and Genesis are trademarks of Sega Enterprises Ltd.
RBI, TM Atari Games: licensed to Tengen, Inc. © 1993 Tengen, Inc.

© MLBPA

Printed in U.S.A.